

SHACKLETON
Charity
FESTIVAL



Irish Superbike Championship

at Ballykelly
Saturday 19th July 2008

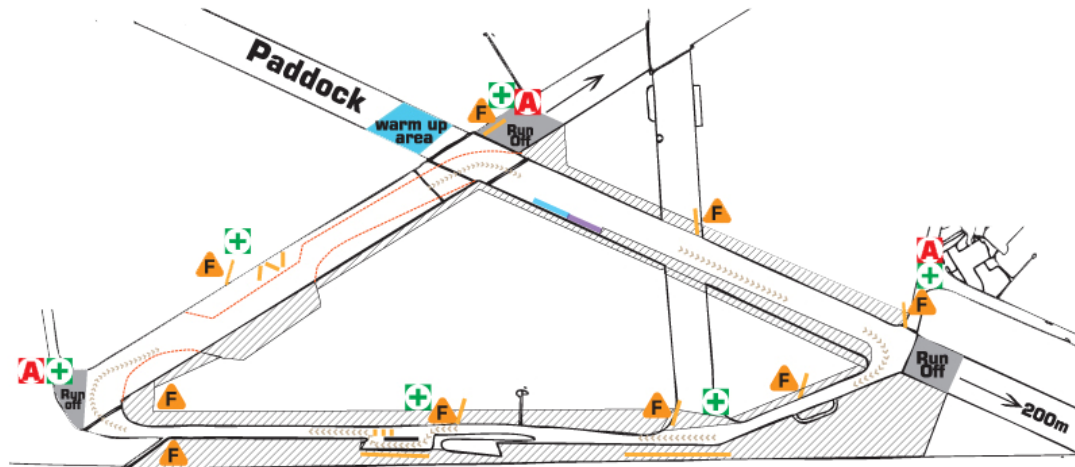

promoted by
Coleraine & District Motor Club
www.coleraineanddistrictmc.co.uk

W J BOLTON & SON
& BOB MULLAN MOTORS
SUPERBIKE CLASS



Ballykelly Circuit

1.392 miles



LAP RECORDS

Class	Rider	Machine	m	s	mph	Date
125cc	to be established					
125cc Clubmans	to be established					
250cc	to be established					
MiniTwins	to be established					
Supersport 600	to be established					
Supersport Cup	to be established					
Superbike	to be established					
Superbike Cup	to be established					
Sidecar	to be established					

CLINTON ENTERPRISES ISB R13 & R14

Sorted on Best Lap time

SUPERBIKE

Ballykelly 1.392 Miles

Free

19/07/2008 09:00

Practice

Pos	Class	No.	Name	Machine	Team/Sponsor	Best Tm	Diff	Gap	Best Spd	Lap	Laps	2nd Best
1	ISB	31	Mark JOHNSTON	Yamaha	VSK	1:01.451	-	-	81.548	9	10	1:01.911
2	ISB	43	John ANDERTON	Suzuki	IFS Global Logistics	1:01.520	+0.069	+0.069	81.456	10	10	1:01.640
3	ISB	5	David CRAIG	Suzuki	McKendry	1:01.540	+0.089	+0.020	81.430	9	10	1:01.899
4	ISB	15	Kirk JAMISON	Honda	Jim Angus Contracts	1:02.543	+1.092	+1.003	80.124	9	9	1:02.885
5	ISB	1	Ali NICHOLL	Suzuki	J.T.N.	1:02.832	+1.381	+0.289	79.756	7	10	1:03.229
6	ISB	20	Denver ROBB	Suzuki	Mar-Train Racing	1:03.412	+1.961	+0.580	79.026	9	9	1:03.969
7	ISBcup	11	Steven TITTERINGTON	Yamaha	JP Racing	1:03.436	+1.985	+0.024	78.996	10	10	1:03.635
8	ISB	69	Peter NEWELL	Suzuki		1:03.637	+2.186	+0.201	78.747	6	9	1:04.014
9	ISB	18	Gerard KINGHAN	Suzuki	Farlough Garage	1:04.066	+2.615	+0.429	78.219	8	9	1:04.490
10	ISB	17	Stephen THOMPSON	Honda	Sloan Developments	1:04.210	+2.759	+0.144	78.044	6	7	1:05.968
11	ISB	16	James DICKSON	Suzuki	KP Racing	1:04.555	+3.104	+0.345	77.627	5	6	1:05.694
12	ISBcup	40	John COLLING	Suzuki	Fifers Cabs Coleraine	1:04.750	+3.299	+0.195	77.393	7	7	1:04.979
13	ISB	2	Jami COATES	Yamaha	NH trade frames	1:04.785	+3.334	+0.035	77.351	8	8	1:05.262
14	ISB	121	Gavin JOHNSTON	Yamaha	Dusty Bin Cleaning	1:05.174	+3.723	+0.389	76.890	8	8	1:05.512
15	ISB	41	Colin THOMPSON	Suzuki		1:06.537	+5.086	+1.363	75.314	9	9	1:07.246
16	ISBcup	65	Michael SWEENEY	Yamaha	Street Sweep	1:06.944	+5.493	+0.407	74.857	7	8	1:07.388
17	ISB	61	Martin BRYAN	Suzuki		1:07.484	+6.033	+0.540	74.258	7	8	1:09.073

CLINTON ENTERPRISES ISB R13 & R14

SUPERBIKE

Ballykelly 1.392 Miles

Free

19/07/2008 09:00

Practice

(31) Mark JOHNSTON			2	1:09.088	+5.676	2	1:12.455	+7.705
1	1:09.910	+8.459	3	1:06.781	+3.369	3	1:07.541	+2.791
2	1:07.778	+6.327	4	1:07.573	+4.161	4	1:07.349	+2.599
3	1:03.997	+2.546	5	1:05.498	+2.086	5	1:06.228	+1.478
4	1:03.190	+1.739	6	1:04.064	+0.652	6	1:04.979	+0.229
5	1:02.684	+1.233	7	1:04.815	+1.403	7	1:04.750	-
6	1:02.617	+1.166	8	1:03.969	+0.557	(2) Jami COATES		
7	1:02.981	+1.530	9	1:03.412	-	1	1:16.600	+11.815
8	1:02.260	+0.809	(11) Steven TITTERINGTON			2	1:11.998	+7.213
9	1:01.451	-	1	1:12.907	+9.471	3	1:10.637	+5.852
10	1:01.911	+0.460	2	1:10.702	+7.266	4	1:09.523	+4.738
(43) John ANDERTON			3	1:06.702	+3.266	5	1:07.511	+2.726
1	1:14.145	+12.625	4	1:07.767	+4.331	6	1:05.766	+0.981
2	1:06.927	+5.407	5	1:05.320	+1.884	7	1:05.262	+0.477
3	1:05.505	+3.985	6	1:03.813	+0.377	8	1:04.785	-
4	1:04.815	+3.295	7	1:04.244	+0.808	(121) Gavin JOHNSTON		
5	1:04.616	+3.096	8	1:06.639	+3.203	1	1:22.915	+17.741
6	1:04.643	+3.123	9	1:03.635	+0.199	2	1:13.246	+8.072
7	1:03.068	+1.548	10	1:03.436	-	3	1:08.541	+3.367
8	1:03.959	+2.439	(69) Peter NEWELL			4	1:06.941	+1.767
9	1:01.640	+0.120	1	1:20.003	+16.366	5	1:05.512	+0.338
10	1:01.520	-	2	1:09.023	+5.386	6	1:05.918	+0.744
(5) David CRAIG			3	1:08.742	+5.105	7	1:05.550	+0.376
1	1:19.094	+17.554	4	1:07.555	+3.918	8	1:05.174	-
2	1:09.619	+8.079	5	1:05.251	+1.614	(41) Colin THOMPSON		
3	1:07.116	+5.576	6	1:03.637	-	1	1:15.269	+8.732
4	1:04.498	+2.958	7	1:04.014	+0.377	2	1:12.827	+6.290
5	1:04.647	+3.107	8	1:05.107	+1.470	3	1:08.819	+2.282
6	1:03.559	+2.019	9	1:07.338	+3.701	4	1:08.086	+1.549
7	1:01.899	+0.359	(18) Gerard KINGHAN			5	1:09.795	+3.258
8	1:02.294	+0.754	1	1:15.309	+11.243	6	1:09.163	+2.626
9	1:01.540	-	2	1:09.500	+5.434	7	1:07.914	+1.377
10	1:02.655	+1.115	3	1:06.640	+2.574	8	1:07.246	+0.709
(15) Kirk JAMISON			4	1:06.512	+2.446	9	1:06.537	-
1	1:16.319	+13.776	5	1:06.674	+2.608	(65) Michael SWEENEY		
2	1:09.918	+7.375	6	1:05.566	+1.500	1	1:20.682	+13.738
3	1:07.273	+4.730	7	1:05.017	+0.951	2	1:13.612	+6.668
4	1:06.519	+3.976	8	1:04.066	-	3	1:09.619	+2.675
5	1:04.679	+2.136	9	1:04.490	+0.424	4	1:08.535	+1.591
6	1:04.626	+2.083	(17) Stephen THOMPSON			5	1:08.022	+1.078
7	1:04.189	+1.646	1	1:21.418	+17.208	6	1:07.726	+0.782
8	1:02.885	+0.342	2	1:09.940	+5.730	7	1:06.944	-
9	1:02.543	-	3	1:07.148	+2.938	8	1:07.388	+0.444
(1) Ali NICHOLL			4	1:07.563	+3.353	(61) Martin BRYAN		
1	1:10.914	+8.082	5	1:06.731	+2.521	1	1:25.705	+18.221
2	1:10.282	+7.450	6	1:04.210	-	2	1:17.391	+9.907
3	1:08.693	+5.861	7	1:05.968	+1.758	3	1:13.705	+6.221
4	1:05.609	+2.777	(16) James DICKSON			4	1:12.276	+4.792
5	1:06.819	+3.987	1	1:21.212	+16.657	5	1:11.430	+3.946
6	1:03.960	+1.128	2	1:09.877	+5.322	6	1:09.788	+2.304
7	1:02.832	-	3	1:06.030	+1.475	7	1:07.484	-
8	1:03.229	+0.397	4	2:16.196	+1:11.641	8	1:09.073	+1.589
9	1:04.273	+1.441	5	1:04.555	-	(20) Denver ROBB		
10	1:04.016	+1.184	6	1:05.694	+1.139	1	1:14.032	+10.620
(20) Denver ROBB			(40) John COLLING			1	1:15.130	+10.380

CLINTON ENTERPRISES ISB R13 & R14

Sorted on Best Lap time

SUPERBIKE

Ballykelly 1.392 Miles

Qualifying

19/07/2008 10:30

Practice

Pos	Class	No.	Name	Machine	Team/Sponsor	Best Tm	Diff	Gap	Best Spd	Lap	Laps	2nd Best
1	ISB	69	Peter NEWELL	Suzuki		54.996	-	-	91.119	8	11	55.395
2	ISB	31	Mark JOHNSTON	Yamaha	VSK	55.259	+0.263	+0.263	90.686	8	11	55.344
3	ISB	17	Stephen THOMPSON	Honda	Sloan Developments	55.362	+0.366	+0.103	90.517	8	8	56.787
4	ISB	20	Denver ROBB	Suzuki	Mar-Train Racing	55.371	+0.375	+0.009	90.502	8	11	55.813
5	ISB	147	Paul BYRNE	Suzuki		55.725	+0.729	+0.354	89.927	11	11	55.803
6	ISB	15	Kirk JAMISON	Honda	Jim Angus Contracts	55.810	+0.814	+0.085	89.790	7	10	55.873
7	ISB	18	Gerard KINGHAN	Suzuki	Farlough Garage	56.360	+1.364	+0.550	88.914	7	7	56.474
8	ISB	5	David CRAIG	Suzuki	McKendry	56.501	+1.505	+0.141	88.692	11	11	56.753
9	ISBcup	11	Steven TITTERINGTON	Yamaha	JP Racing	56.542	+1.546	+0.041	88.628	11	11	56.888
10	ISBcup	65	Michael SWEENEY	Yamaha	Street Sweep	56.648	+1.652	+0.106	88.462	6	11	57.024
11	ISB	43	John ANDERTON	Suzuki	IFS Global Logistics	56.834	+1.838	+0.186	88.173	3	5	58.301
12	ISB	111	Brian McCORMACK	Yamaha	JMF Team Millsport Racing	56.877	+1.881	+0.043	88.106	10	10	57.232
13	ISB	39	Rory CLARKE	Suzuki	Clarog Enterprises Ltd	57.271	+2.275	+0.394	87.500	7	9	57.465
14	ISBcup	40	John COLLING	Suzuki	Fifers Cabs Coleraine	57.641	+2.645	+0.370	86.938	7	11	57.686
15	ISB	2	Jami COATES	Yamaha	NH trade frames	57.686	+2.690	+0.045	86.870	6	7	58.498
16	ISB	1	Ali NICHOLL	Suzuki	J.T.N.	58.180	+3.184	+0.494	86.133	10	10	58.352
17	ISB	16	James DICKSON	Suzuki	KP Racing	58.538	+3.542	+0.358	85.606	4	8	58.700
18	ISB	48	Damien BYRNE	Yamaha		58.936	+3.940	+0.398	85.028	4	4	59.848
19	ISB	121	Gavin JOHNSTON	Yamaha	Dusty Bin Cleaning	59.500	+4.504	+0.564	84.222	5	7	1:01.579
20	ISB	61	Martin BRYAN	Suzuki		1:02.034	+7.038	+2.534	80.782	7	8	1:02.999
21	ISB	41	Colin THOMPSON	Suzuki		1:04.605	+9.609	+2.571	77.567	3	4	1:06.680

CLINTON ENTERPRISES ISB R13 & R14

SUPERBIKE

Qualifying

Practice

Ballykelly 1.392 Miles

19/07/2008 10:30

(69) Peter NEWELL

1	--:--	
2	1:09.203	+14.207
3	59.783	+4.787
4	57.976	+2.980
5	57.095	+2.099
6	55.996	+1.000
7	55.395	+0.399
8	54.996	-
9	56.433	+1.437
10	55.742	+0.746
11	55.875	+0.879

(15) Kirk JAMISON

1	--:--	
2	1:04.998	+9.188
3	58.740	+2.930
4	56.787	+0.977
5	57.642	+1.832
6	55.873	+0.063
7	55.810	-
8	56.624	+0.814
9	56.965	+1.155
10	56.150	+0.340

1	--:--	
2	1:04.891	+8.057
3	56.834	-
4	7:16.702	+6:19.868
5	58.301	+1.467

(16) James DICKSON

1	--:--	
2	1:10.104	+11.566
3	1:01.370	+2.832
4	58.538	-
5	2:17.136	+1:18.598
6	2:08.286	+1:09.748
7	1:03.672	+5.134
8	58.700	+0.162

(111) Brian McCORMACK

1	--:--	
2	1:05.612	+8.735
3	59.880	+3.003
4	58.453	+1.576
5	57.232	+0.355
6	1:47.129	+50.252
7	58.676	+1.799
8	58.574	+1.697
9	1:05.668	+8.791
10	56.877	-

(48) Damien BYRNE

1	--:--	
2	1:03.578	+4.642
3	59.848	+0.912
4	58.936	-

(31) Mark JOHNSTON

1	--:--	
2	1:07.767	+12.508
3	58.634	+3.375
4	57.376	+2.117
5	56.779	+1.520
6	56.048	+0.789
7	55.344	+0.085
8	55.259	-
9	56.031	+0.772
10	55.940	+0.681
11	55.885	+0.626

(18) Gerard KINGHAN

1	--:--	
2	1:08.371	+12.011
3	1:00.818	+4.458
4	58.170	+1.810
5	57.527	+1.167
6	56.474	+0.114
7	56.360	-

(39) Rory CLARKE

1	--:--	
2	1:06.549	+9.278
3	1:00.505	+3.234
4	59.604	+2.333
5	58.824	+1.553
6	58.834	+1.563
7	57.271	-
8	57.587	+0.316
9	57.465	+0.194

(121) Gavin JOHNSTON

1	--:--	
2	1:08.147	+8.647
3	1:02.510	+3.010
4	1:01.594	+2.094
5	59.500	-
6	1:28.038	+28.538
7	1:01.579	+2.079

(17) Stephen THOMPSON

1	--:--	
2	1:19.050	+23.688
3	1:06.712	+11.350
4	1:00.278	+4.916
5	1:10.983	+15.621
6	1:09.280	+13.918
7	56.787	+1.425
8	55.362	-

(5) David CRAIG

1	--:--	
2	1:03.226	+6.725
3	59.398	+2.897
4	58.442	+1.941
5	57.144	+0.643
6	56.830	+0.329
7	57.235	+0.734
8	57.105	+0.604
9	57.403	+0.902
10	56.753	+0.252
11	56.501	-

(40) John COLLING

1	--:--	
2	1:02.729	+5.088
3	1:00.139	+2.498
4	59.602	+1.961
5	58.632	+0.991
6	58.034	+0.393
7	57.641	-
8	57.686	+0.045
9	1:02.700	+5.059
10	58.269	+0.628
11	58.141	+0.500

(61) Martin BRYAN

1	--:--	
2	1:10.276	+8.242
3	1:05.406	+3.372
4	1:04.329	+2.295
5	1:03.580	+1.546
6	1:02.999	+0.965
7	1:02.034	-
8	1:05.253	+3.219

(20) Denver ROBB

1	--:--	
2	1:03.550	+8.179
3	58.440	+3.069
4	57.474	+2.103
5	56.520	+1.149
6	57.861	+2.490
7	56.205	+0.834
8	55.371	-
9	1:07.699	+12.328
10	56.341	+0.970
11	55.813	+0.442

(11) Steven TITTERINGTON

1	--:--	
2	1:04.485	+7.943
3	59.983	+3.441
4	58.999	+2.457
5	57.833	+1.291
6	58.163	+1.621
7	57.782	+1.240
8	56.888	+0.346
9	1:02.174	+5.632
10	57.649	+1.107
11	56.542	-

(2) Jami COATES

1	--:--	
2	1:04.436	+6.750
3	59.156	+1.470
4	58.928	+1.242
5	58.498	+0.812
6	57.686	-
7	1:01.466	+3.780

(41) Colin THOMPSON

1	--:--	
2	1:08.871	+4.266
3	1:04.605	-
4	1:06.680	+2.075

(147) Paul BYRNE

1	--:--	
2	1:06.887	+11.162
3	1:02.027	+6.302
4	1:00.296	+4.571
5	58.009	+2.284
6	56.283	+0.558
7	55.810	+0.085
8	56.000	+0.275
9	55.803	+0.078
10	55.832	+0.107
11	55.725	-

(65) Michael SWEENEY

1	--:--	
2	1:05.487	+8.839
3	59.970	+3.322
4	59.167	+2.519
5	57.101	+0.453
6	56.648	-
7	57.024	+0.376
8	57.127	+0.479
9	57.538	+0.890
10	57.163	+0.515
11	57.163	+0.515

(1) Ali NICHOLL

1	--:--	
2	1:04.481	+6.301
3	1:06.684	+8.504
4	59.048	+0.868
5	58.975	+0.795
6	59.637	+1.457
7	58.352	+0.172
8	58.459	+0.279
9	58.551	+0.371
10	58.180	-

CLINTON ENTERPRISES ISB R13 & R14

SUPERBIKE


Ballykelly 1.392 Miles

R1: W J Bolton & Son Race One

19/07/2008 13:00

Race (12 Laps)

[1:02.034] [61] Martin BRYAN	[59.500] [121] Gavin JOHNSTON	[58.936] [48] Damien BYRNE	[1:04.605] [41] Colin THOMPSON	6
D [58.180] [1] Ali NICHOLL	C [57.686] [2] Jami COATES	B [57.641] [40] John COLLING	A [58.538] [16] James DICKSON	5
D [56.877] [111] Brian McCORMACK	C [56.834] [43] John ANDERTON	B [56.648] [65] Michael SWEENEY	A [57.271] [39] Rory CLARKE	4
D [56.501] [5] David CRAIG	C [56.360] [18] Gerard KINGHAN	B [55.810] [15] Kirk JAMISON	A [56.542] [11] Steven TITTERINGTON	3
D [55.371] [20] Denver ROBB	C [55.362] [17] Stephen THOMPSON	B [55.259] [31] Mark JOHNSTON	A [55.725] [147] Paul BYRNE	2
D	C	B	A [69] Peter NEWELL	1



CLINTON ENTERPRISES ISB R13 & R14
Sorted on Laps
SUPERBIKE
Ballykelly 1.392 Miles
R1: W J Bolton & Son Race One
19/07/2008 13:00
Race (12 Laps)

Pos	Class	No.	Name	Machine	Team/Sponsor	Laps	Total Tm	Diff	Avg. Speed	Best Tm	Best Spd	Lap
1	ISB	20	Denver ROBB	Suzuki	Mar-Train Racing	12	11:05.742	-	90.327	53.878	93.010	8
2	ISB	43	John ANDERTON	Suzuki	IFS Global Logistics	12	11:06.204	+0.462	90.264	54.381	92.150	8
3	ISB	31	Mark JOHNSTON	Yamaha	VSK	12	11:07.836	+2.094	90.044	54.537	91.886	11
4	ISB	17	Stephen THOMPSON	Honda	Sloan Developments	12	11:11.627	+5.885	89.535	54.427	92.072	4
5	ISB	5	David CRAIG	Suzuki	McKendry	12	11:11.832	+6.090	89.508	54.657	91.685	4
6	ISB	18	Gerard KINGHAN	Suzuki	Farlough Garage	12	11:14.943	+9.201	89.096	54.773	91.490	4
7	ISB	15	Kirk JAMISON	Honda	Jim Angus Contracts	12	11:14.947	+9.205	89.095	54.997	91.118	9
8	ISB	69	Peter NEWELL	Suzuki		12	11:20.551	+14.809	88.361	55.074	90.990	9
9	ISB	147	Paul BYRNE	Suzuki		12	11:21.989	+16.247	88.175	55.678	90.003	8
10	ISBcup	65	Michael SWEENEY	Yamaha	Street Sweep	12	11:31.006	+25.264	87.024	56.505	88.686	3
11	ISB	111	Brian McCORMACK	Yamaha	JMF Team Millsport Racing	12	11:31.553	+25.811	86.956	56.352	88.927	9
12	ISB	16	James DICKSON	Suzuki	KP Racing	12	11:40.196	+34.454	85.882	55.963	89.545	4
13	ISBcup	11	Steven TITTERINGTON	Yamaha	JP Racing	12	11:49.447	+43.705	84.762	57.638	86.943	2
14	ISBcup	40	John COLLING	Suzuki	Fifers Cabs Coleraie	12	11:49.984	+44.242	84.698	57.386	87.324	9
15	ISB	41	Colin THOMPSON	Suzuki		11	11:22.344	1 Lap	80.785	1:00.291	83.117	10
Not classified												
DNF	ISB	2	Jami COATES	Yamaha	NH trade frames	10	9:39.778	-	86.433	56.508	88.681	8
DNF	ISB	48	Damien BYRNE	Yamaha		8	7:54.746	-	84.444	56.815	88.202	3
DNF	ISB	121	Gavin JOHNSTON	Yamaha	Dusty Bin Cleaning	6	5:58.629	-	83.839	57.981	86.428	2
DNF	ISB	61	Martin BRYAN	Suzuki		6	6:20.675	-	78.984	1:01.025	82.117	3
DNF	ISB	39	Rory CLARKE	Suzuki	Clarog Enterprises Ltd	4	3:56.601	-	84.720	56.887	88.090	2
DNF	ISB	1	Ali NICHOLL	Suzuki	J.T.N.	3	3:00.250	-	83.404	56.701	88.379	3

Announcements

New Track Record (53.878) for ISB by Denver ROBB.

New Track Record (56.505) for ISBcup by Michael SWEENEY.

Margin of Victory	Avg. Speed	Best Lap Tm	Best Spd	Best Lap by
+0.462	90.327	53.878	93.010	[20] Denver ROBB

Printed: 19/07/2008 14:08:57

Licensed to: MCUI

Provisional results subject to confirmation by the Stewards of the Meeting

Orbits 3

Promoted by Coleraie and District Motor Club

www.amb-it.com

MCUI (Ulster Centre) Timing

www.mylaps.com
www.mcui-uc.org.uk


CLINTON ENTERPRISES ISB R13 & R14

SUPERBIKE

R1: W J Bolton & Son Race One

Race (12 Laps)

Ballykelly 1.392 Miles

19/07/2008 13:00

Pos	Name	Time	Diff	Pos	Name	Time	Diff	Pos	Name	Time	Diff				
(20) Denver ROBB															
1	----			11	56.228	+0.550		3	59.078	+1.692					
2	55.333	+1.455		12	57.392	+1.714		4	58.803	+1.417					
3	55.211	+1.333						5	59.827	+2.441					
4	55.439	+1.561		(65) Michael SWEENEY				6	58.479	+1.093					
5	56.000	+2.122		1	----			7	58.700	+1.314					
6	55.089	+1.211		2	56.851	+0.346		8	57.899	+0.513					
7	54.735	+0.857		3	56.505	-		9	57.386	-					
8	53.878	-		4	56.515	+0.010		10	58.253	+0.867					
9	54.218	+0.340		5	57.761	+1.256		11	59.412	+2.026					
10	54.707	+0.829		6	56.771	+0.266		12	57.802	+0.416					
11	54.481	+0.603		7	56.607	+0.102		(41) Colin THOMPSON							
12	55.246	+1.368		8	56.923	+0.418		1	----						
(43) John ANDERTON															
1	----			9	57.474	+0.969		2	1:00.861	+0.570					
2	55.559	+1.178		10	57.328	+0.823		3	1:00.742	+0.451					
3	55.601	+1.220		11	57.369	+0.864		4	1:01.349	+1.058					
4	55.038	+0.657		12	57.245	+0.740		5	1:02.545	+2.254					
5	54.702	+0.321		(111) Brian McCORMACK				6	1:01.388	+1.097					
6	54.554	+0.173		1	----			7	1:02.049	+1.758					
7	54.954	+0.573		2	56.787	+0.435		8	1:00.924	+0.633					
8	54.381	-		3	56.616	+0.264		9	1:02.618	+2.327					
9	54.584	+0.203		4	56.549	+0.197		10	1:00.291	-					
10	55.329	+0.948		5	57.377	+1.025		11	1:00.651	+0.360					
11	54.706	+0.325		6	56.906	+0.554		(2) Jami COATES							
12	55.899	+1.518		7	56.870	+0.518		1	----						
(31) Mark JOHNSTON															
1	----			8	56.926	+0.574		2	57.586	+1.078					
2	54.844	+0.307		9	56.352	-		3	56.798	+0.290					
3	54.765	+0.228		10	57.622	+1.270		4	56.907	+0.399					
4	54.551	+0.014		11	58.153	+1.801		5	57.539	+1.031					
5	54.871	+0.334		12	57.927	+1.575		6	57.444	+0.936					
6	55.287	+0.750		(16) James DICKSON				7	57.017	+0.509					
7	54.687	+0.150		1	----			8	56.508	-					
8	55.748	+1.211		2	57.175	+1.212		9	57.206	+0.698					
9	54.951	+0.414		3	56.196	+0.233		10	57.834	+1.326					
10	55.981	+1.444		4	55.963	-		(48) Damien BYRNE							
11	54.537	-		5	57.970	+2.007		1	----						
12	57.968	+3.431		6	57.220	+1.257		2	57.428	+0.613					
(17) Stephen THOMPSON															
1	----			7	56.806	+0.843		3	56.815	-					
2	55.191	+0.764		8	57.354	+1.391		4	58.389	+1.574					
3	55.117	+0.690		9	59.530	+3.567		5	59.404	+2.589					
4	54.427	-		10	59.712	+3.749		6	58.963	+2.148					
5	54.644	+0.217		11	59.034	+3.071		7	58.695	+1.880					
6	54.769	+0.342		12	1:00.832	+4.869		8	59.405	+2.590					
7	55.828	+1.401		(11) Steven TITTERINGTON				(121) Gavin JOHNSTON							
8	54.775	+0.348		1	----			1	----						
9	55.421	+0.994		2	57.638	-		2	57.981	-					
10	56.561	+2.134		3	59.127	+1.489		3	58.080	+0.099					
11	55.908	+1.481		4	58.095	+0.457		4	58.438	+0.457					
12	57.325	+2.898		5	58.486	+0.848		5	58.808	+0.827					
(5) David CRAIG															
1	----			6	57.902	+0.264		6	58.468	+0.487					
2	55.768	+1.111		7	58.389	+0.751		(61) Martin BRYAN							
3	56.233	+1.576		8	59.262	+1.624		1	----						
4	54.657	-		9	58.108	+0.470		2	1:01.209	+0.184					
(18) Gerard KINGHAN															
1	----			10	59.211	+1.573		3	1:01.025	-					
2	55.784	+1.011		11	58.765	+1.127		4	1:01.730	+0.705					
3	54.994	+0.221		12	58.441	+0.803		5	1:02.508	+1.483					
4	54.773	-		(40) John COLLING				6	1:04.645	+3.620					
5	55.574	+0.801		1	----			(39) Rory CLARKE							
6	55.792	+1.019		2	57.722	+0.336		1	----						
7	55.625	+0.852		(15) Kirk JAMISON											
8	55.086	+0.313		1	----			2	56.888	+1.210					
9	55.007	+0.234		2	56.189	+1.192		3	56.524	+0.846					
10	56.714	+1.941		3	55.980	+0.983		4	56.072	+0.394					
11	57.052	+2.279		4	55.388	+0.391		5	56.205	+1.131					
12	55.682	+0.909		5	55.992	+0.995		6	56.469	+1.395					
(69) Peter NEWELL															
1	----			6	55.877	+0.880		7	56.842	+1.768					
2	54.844	+0.307		7	55.145	+0.148		(147) Paul BYRNE							
3	54.765	+0.228		8	55.124	+0.127		1	----						
4	54.551	+0.014		9	54.997	-		2	56.120	+1.046					
5	54.871	+0.334		10	55.305	+0.308		3	55.637	+0.563					
6	55.287	+0.750		11	55.460	+0.463		4	56.049	+0.975					
7	54.687	+0.150		12	55.264	+0.267		5	56.751	+1.677					
8	55.748	+1.211		(17) Stephen THOMPSON											
9	54.951	+0.414		1	----			6	57.032	+1.958					
10	55.981	+1.444		2	56.120	+1.046		7	56.097	+1.023					
11	54.537	-		3	55.637	+0.563		8	55.587	+0.513					
12	57.968	+3.431		4	56.049	+0.975		9	55.074	-					
(31) Mark JOHNSTON															
1	----			5	56.751	+1.677		10	56.205	+1.131					
2	54.844	+0.307		6	57.032	+1.958		11	56.469	+1.395					
3	54.765	+0.228		7	56.097	+1.023		12	56.842	+1.768					
4	54.551	+0.014		8	55.587	+0.513		(121) Gavin JOHNSTON							
5	54.871	+0.334		9	55.074	-		1	----						
6	55.287	+0.750		10	56.205	+1.131		2	57.981	-					
7	54.687	+0.150		11	56.469	+1.395		3	58.080	+0.099					
8	55.748	+1.211		12	56.842	+1.768		4	58.438	+0.457					
9	54.951	+0.414		(65) Michael SWEENEY				5	58.808	+0.827					
10	55.981	+1.444		1	----			6	58.468	+0.487					
11	54.537	-		2	56.851	+0.346		(61) Martin BRYAN							
12	57.968	+3.431		3	56.505	-		1	----						
(17) Stephen THOMPSON															
1	----			4	56.515	+0.010		2	1:01.209	+0.184					
2	55.191	+0.764		5	57.761	+1.256		3	1:01.025	-					
3	55.117	+0.690		6	56.771	+0.266		4	1:01.730	+0.705					
4	54.427	-		7	56.607	+0.102		5	1:02.508	+1.483					
5	54.644	+0.217		8	56.923	+0.418		6	1:04.645	+3.620					
6	54.769	+0.342		9	57.474	+0.969		(39) Rory CLARKE							
7	55.828	+1.401		10	57.328	+0.823		1	----						
8	54.775	+0.348		11	57.369	+0.864		2	56.887	-					
9	55.421	+0.994		12	57.245	+0.740		3	57.330	+0.443					
10	56.561	+2.134		(111) Brian McCORMACK				4	57.688	+0.801					
11	55.908	+1.481		1	----			(1) Aii NICHOLL							
12	57.325	+2.898		2	56.787	+0.435		1	----						
(5) David CRAIG															
1	----			3	56.616	+0.264		2	58.198	+1.497					
2	55.768	+1.111		4	56.549	+0.197		3	56.701	-					
3	56.233	+1.576		5	57.377	+1.025		(41) Colin THOMPSON							
4	54.657	-		6	56.906	+0.554		1	----						
(18) Gerard KINGHAN															
1	----			7	56.870	+0.518		2	1:00.861	+0.570					
2	55.784	+1.011		8	56.926	+0.574		3	1:00.742	+0.451					
3	54.994	+0.221		9	56.352	-		4	1:01.349	+1.058					
4	54.773	-		10	57.622	+1.270		5	1:02.545	+2.254					
5	55.574	+0.801		11	58.153	+1.801		6	1:01.388	+1.097					
6	55.792	+1.019		12	57.927	+1.575		7	1:02.049	+1.758					
7	55.625	+0.852		(16) James DICKSON				8	1:00.924	+0.633					
8	55.086	+0.313		1	----			9	1:02.618	+2.327					
9	55.007	+0.234		2											

CLINTON ENTERPRISES ISB R13 & R14

Sorted on Laps

SUPERBIKE

Ballykelly 1.392 Miles

R7: Bob Mullan Motors Race Two

19/07/2008 15:00

Race (12 Laps)

Pos	Class	No.	Name	Machine	Team/Sponsor	Laps	Total Tm	Diff	Avg. Speed	Best Tm	Best Spd	Lap
1	ISB	20	Denver ROBB	Suzuki	Mar-Train Racing	12	10:55.869	-	91.687	53.127	94.325	9
2	ISB	43	John ANDERTON	Suzuki	IFS Global Logistics	12	10:56.015	+0.146	91.666	52.938	94.662	6
3	ISB	15	Kirk JAMISON	Honda	Jim Angus Contracts	12	10:57.375	+1.506	91.477	53.955	92.877	7
4	ISB	31	Mark JOHNSTON	Yamaha	VSK	12	10:57.966	+2.097	91.394	53.276	94.061	7
5	ISB	17	Stephen THOMPSON	Honda	Sloan Developments	12	11:02.311	+6.442	90.795	53.254	94.100	8
6	ISB	111	Brian McCORMACK	Yamaha	JMF Team Millsport Racing	12	11:15.664	+19.795	89.000	55.055	91.022	12
7	ISBcup	65	Michael SWEENEY	Yamaha	Street Sweep	12	11:15.786	+19.917	88.984	55.003	91.108	7
8	ISB	147	Paul BYRNE	Suzuki		12	11:17.576	+21.707	88.749	55.125	90.906	5
9	ISB	69	Peter NEWELL	Suzuki		12	11:22.855	+26.986	88.063	54.623	91.742	10
10	ISB	1	Ali NICHOLL	Suzuki	J.T.N.	12	11:25.315	+29.446	87.747	55.611	90.112	4
11	ISB	2	Jami COATES	Yamaha	NH trade frames	12	11:28.282	+32.413	87.369	55.467	90.346	7
12	ISB	18	Gerard KINGHAN	Suzuki	Farlough Garage	12	11:29.671	+33.802	87.193	54.249	92.374	5
13	ISBcup	11	Steven TITTERINGTON	Yamaha	JP Racing	12	11:32.085	+36.216	86.889	56.417	88.824	7
14	ISBcup	40	John COLLING	Suzuki	Fifers Cabs Coleraine	12	11:47.213	+51.344	85.030	57.825	86.661	10
15	ISB	41	Colin THOMPSON	Suzuki		11	11:12.833	1 Lap	81.927	59.300	84.506	10
16	ISB	61	Martin BRYAN	Suzuki		11	11:22.869	+10.036	80.723	59.535	84.172	9
Not classified												
DNF	ISB	16	James DICKSON	Suzuki	KP Racing	10	9:24.808	-	88.724	54.430	92.067	6
DNF	ISB	48	Damien BYRNE	Yamaha		10	9:40.945	-	86.259	55.941	89.580	4
DNF	ISB	121	Gavin JOHNSTON	Yamaha	Dusty Bin Cleaning	3	3:00.597	-	83.244	57.327	87.414	2

Announcements

New Track Record (55.003) for ISBcup by Michael SWEENEY.

New Track Record (52.938) for ISB by John ANDERTON.

Margin of Victory	Avg. Speed	Best Lap Tm	Best Spd	Best Lap by
+0.146	91.687	52.938	94.662	[43] John ANDERTON

Printed: 19/07/2008 16:11:11

Licensed to: MCUI

Provisional results subject to confirmation by the Stewards of the Meeting

Orbits 3

Promoted by Coleraine and District Motor Club

www.amb-it.com

MCUI (Ulster Centre) Timing

www.mylaps.com

www.mcui-uc.org.uk



CLINTON ENTERPRISES ISB R13 & R14

SUPERBIKE

R7: Bob Mullan Motors Race Two

Race (12 Laps)

Ballykelly 1.392 Miles

19/07/2008 15:00

<u>(20) Denver ROBB</u>			5	59.466	+6.212	11	55.234	+0.611	3	58.188	+0.363	1	----	
1	----		6	54.273	+1.019	12	55.319	+0.696	4	58.817	+0.992	2	57.327	-
2	55.128	+2.001	7	53.865	+0.611				5	58.135	+0.310	3	58.082	+0.755
3	55.045	+1.918	8	53.254	-	<u>(1) Ali NICHOLL</u>			6	57.841	+0.016			
4	54.235	+1.108	9	53.705	+0.451	1	----		7	57.950	+0.125			
5	53.400	+0.273	10	53.577	+0.323	2	57.495	+1.884	8	58.504	+0.679			
6	55.065	+1.938	11	53.638	+0.384	3	56.541	+0.930	9	58.301	+0.476			
7	53.372	+0.245	12	53.831	+0.577	4	55.611	-	10	57.825	-			
8	53.506	+0.379	<u>(111) Brian McCORMACK</u>			5	56.361	+0.750	11	58.608	+0.783			
9	53.127	-	1	----		6	56.049	+0.438	12	59.000	+1.175			
10	54.421	+1.294	2	56.437	+1.382	7	56.548	+0.937	<u>(41) Colin THOMPSON</u>					
11	53.232	+0.105	3	56.680	+1.625	8	56.744	+1.133	1	----				
12	53.962	+0.835	4	55.798	+0.743	9	56.341	+0.730	2	1:00.645	+1.345			
<u>(43) John ANDERTON</u>			5	55.540	+0.485	10	56.739	+1.128	3	1:00.836	+1.536			
1	----		6	55.253	+0.198	11	56.793	+1.182	4	1:01.084	+1.784			
2	55.612	+2.674	7	55.302	+0.247	12	55.898	+0.287	5	1:00.295	+0.995			
3	54.318	+1.380	8	55.209	+0.154	<u>(2) Jami COATES</u>			6	1:00.207	+0.907			
4	53.725	+0.787	9	55.470	+0.415	1	----		7	1:00.422	+1.122			
5	53.530	+0.592	10	55.734	+0.679	2	57.129	+1.662	8	59.943	+0.643			
6	52.938	-	11	56.061	+1.006	3	57.720	+2.253	9	1:02.111	+2.811			
7	53.140	+0.202	12	55.055	-	4	56.611	+1.144	10	59.300	-			
8	54.099	+1.161	<u>(65) Michael SWEENEY</u>			5	56.804	+1.337	11	59.868	+0.568			
9	53.887	+0.949	1	----		6	56.300	+0.833	<u>(61) Martin BRYAN</u>					
10	54.417	+1.479	2	56.437	+1.434	7	55.467	-	1	----				
11	54.044	+1.106	3	56.322	+1.319	8	56.138	+0.671	2	1:01.203	+1.668			
12	54.619	+1.681	4	55.844	+0.841	9	56.245	+0.778	3	1:02.510	+2.975			
<u>(15) Kirk JAMISON</u>			5	55.702	+0.699	10	56.805	+1.338	4	1:02.758	+3.223			
1	----		6	55.645	+0.642	11	56.770	+1.303	5	1:00.791	+1.256			
2	54.344	+0.389	7	55.003	-	12	56.347	+0.880	6	1:00.944	+1.409			
3	54.289	+0.334	8	55.763	+0.760	<u>(18) Gerard KINGHAN</u>			7	1:00.938	+1.403			
4	54.131	+0.176	9	55.024	+0.021	1	----		8	1:02.345	+2.810			
5	54.103	+0.148	10	55.281	+0.278	2	54.912	+0.663	9	59.535	-			
6	54.168	+0.213	11	55.832	+0.829	3	55.296	+1.047	10	1:00.521	+0.986			
7	53.955	-	12	55.067	+0.064	4	54.653	+0.404	11	1:01.523	+1.988			
8	55.453	+1.498	<u>(147) Paul BYRNE</u>			5	54.249	-	<u>(16) James DICKSON</u>					
9	54.197	+0.242	1	----		6	54.846	+0.597	1	----				
10	55.442	+1.487	2	56.681	+1.556	7	56.452	+2.203	2	56.112	+1.682			
11	54.373	+0.418	3	56.565	+1.440	8	59.197	+4.948	3	56.549	+2.119			
12	53.961	+0.006	4	55.842	+0.717	9	57.775	+3.526	4	55.823	+1.393			
<u>(31) Mark JOHNSTON</u>			5	55.125	-	10	59.624	+5.375	5	55.002	+0.572			
1	----		6	55.707	+0.582	11	1:00.928	+6.679	6	54.430	-			
2	55.305	+2.029	7	55.310	+0.185	12	59.445	+5.196	7	54.771	+0.341			
3	55.471	+2.195	8	55.691	+0.566	<u>(11) Steven TITTERINGTON</u>			8	55.518	+1.088			
4	53.753	+0.477	9	55.810	+0.685	1	----		9	55.968	+1.538			
5	54.219	+0.943	10	55.430	+0.305	2	57.834	+1.417	10	56.853	+2.423			
6	53.397	+0.121	11	55.963	+0.838	3	57.536	+1.119	<u>(48) Damien BYRNE</u>					
7	53.276	-	12	55.945	+0.820	4	56.982	+0.565	1	----				
8	53.666	+0.390	<u>(69) Peter NEWELL</u>			5	56.668	+0.251	2	56.774	+0.833			
9	54.624	+1.348	1	----		6	56.522	+0.105	3	56.209	+0.268			
10	54.206	+0.930	2	55.728	+1.105	7	56.417	-	4	55.941	-			
11	54.448	+1.172	3	1:04.966	+10.343	8	57.836	+1.419	5	57.257	+1.316			
12	54.161	+0.885	4	56.759	+2.136	9	56.627	+0.210	6	56.849	+0.908			
<u>(17) Stephen THOMPSON</u>			5	56.131	+1.508	10	56.570	+0.153	7	57.131	+1.190			
1	----		6	55.166	+0.543	11	56.769	+0.352	8	56.645	+0.704			
2	55.393	+2.139	7	56.262	+1.639	12	57.347	+0.930	9	56.972	+1.031			
3	55.754	+2.500	8	55.276	+0.653	<u>(40) John COLLING</u>			10	1:02.822	+6.881			
4	54.725	+1.471	9	55.324	+0.701	1	----		<u>(121) Gavin JOHNSTON</u>					
			10	54.623	-	2	58.203	+0.378						